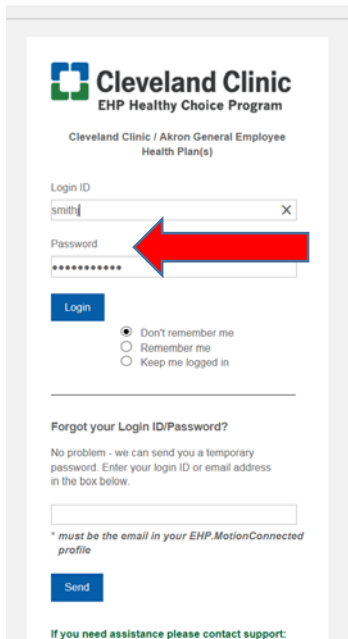
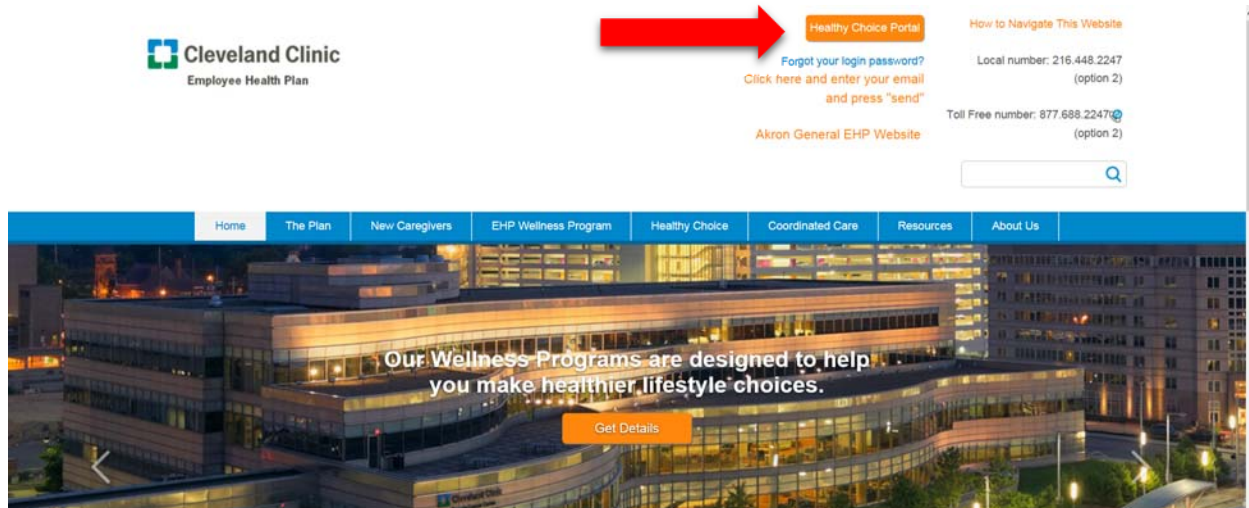


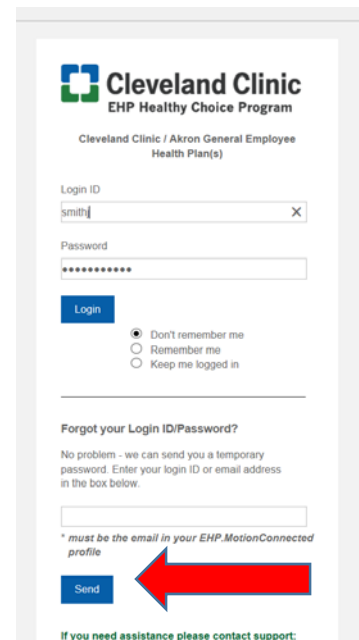
How to log onto the EHP Healthy Choice portal

1. Go to www.clevelandclinic.org/healthplan or find on Intranet under My Services or search for “Cleveland Clinic healthplan” using Google or Bing or other search tool.
2. Click on the orange Healthy Choice” button at top right of page (see below)

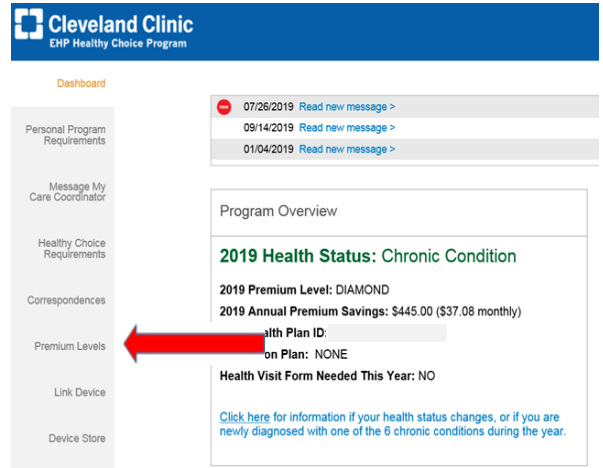


3. Log onto the Healthy Choice portal with your user name and password that you created for this portal (**you cannot use your active directory to log on**)

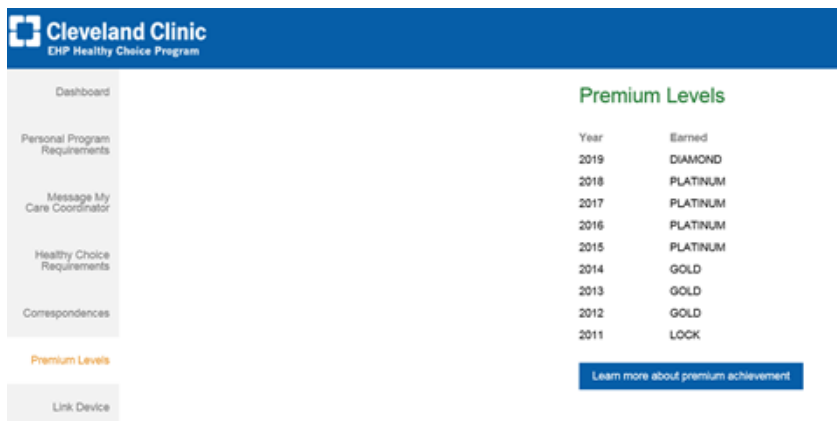
4. If you forgot your password and/or login ID, enter your email (that you used to create your Healthy Choice portal account) and click on “Send”. Motion Connected will send you a link to update your password (pop up message will show request was submitted). **NOTE:** this must be used within 24 hours or it will expire and you will need to send for another password reset.



- Once you log onto your Healthy Choice portal account your dashboard will appear. From the menu on the left select “Premium Levels” to show premium discount levels achieved by year. NOTE: If you have not logged onto your account in 2019 you will need to confirm or update your PCP and any dependent children (if primary health plan holder). You will not be able to view any screen on the portal until you have entered all information on PCP.



- See below for example (this example does not show 2020 premium level, but this will display in Healthy Choice portal after October 15, 2019).



- If you have any questions about your premium level please email us at EHPwellness@ccf.org or call 216.448.2247 and select option 2, then option 1 to reach an EHP Wellness Specialist.